

Week beginning 22<sup>nd</sup> February OLI: To count objects to 10.

Cut out the cards and place them in random order.

Ask your child to count the objects and write the number.

Ask your child to put them in order from 1 to 10.

Remove a card and ask your child to identify the missing number.

You could ask the following questions while doing this activity:

How many \_\_\_ are in this card? Can you write this number?

Which number is missing?

If you have \_\_\_, which number would come next?



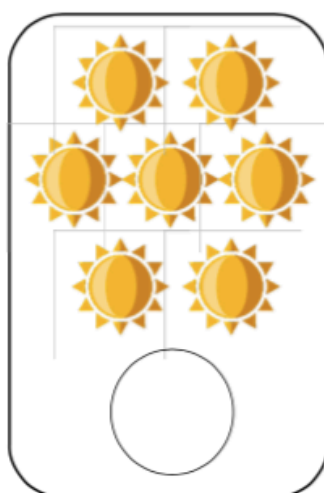
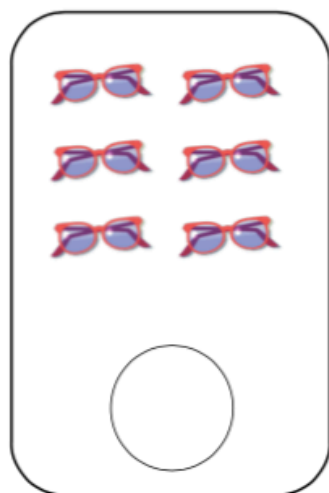
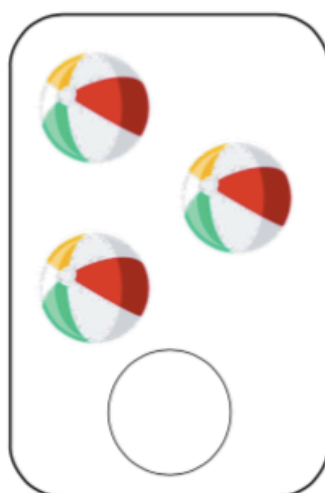
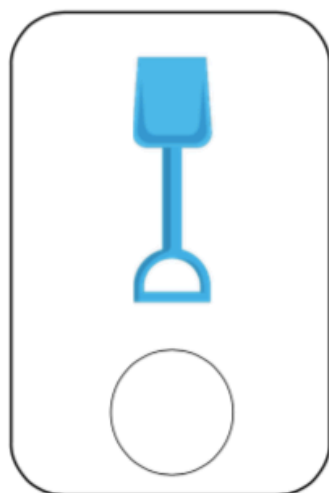
Can you please put these cards in order?

What is one more than \_\_\_?

Would you rather have \_\_\_ or \_\_\_? Why?

Starting from \_\_\_, can you count to 10?

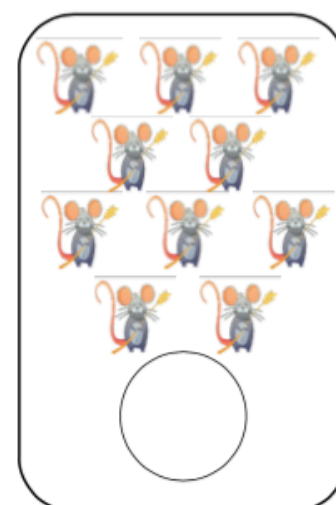









## Count Objects to 10



**classroomsecrets.co.uk**

EFYS – Mathematics – Count Objects to 10 – Summer

## Count Objects to 10



**classroomsecrets.co.uk**

EFYS – Mathematics – Count Objects to 10 – Animals