

Wednesday 3rd February 2021

OLI: To describe different types of soil

Today you will be a scientific investigator. I would like you to use your senses to describe different types of soils.

If you are able to collect different types of soils that is great. If not, research different types of soils to complete the activity.

Soil Senses

Collect some soil from different places and use your senses to examine it. Write or draw about what you can ...

See

Feel




Hear

Remember to be safe around soil!

It is important to ...

- Always wear gloves.
- Always wash your hands after touching the soil.
- Keep the soil away from your nose and mouth. Never taste or smell the soil!



Soil Sample from...	My Observations
See You can look through a glass at the soil layers and colours. Use a magnifying glass to look for details. A sieve can be used to separate the soil.	
Feel You can rub the soil in your hands or between your fingers.	
Hear You can hear what the soil sounds like when it is rubbed onto paper, cardboard or between your fingers.	

Can You Discuss...

Do all the soils feel, look and sound the same? Why or why not?

How could these soils be used?

What plants could grow in these soils?

Is it useful to compare soils?

EXT: Research one type of soil and create an information poster about its properties.