






Monday 25th January 2021

OLI: To explain how fossils are formed

Go through the PowerPoint about fossils. Look at the pictures and statements. Put them in the correct order of how fossils are formed and match the pictures to the statements. I have included a table you could use to drag and drop the pictures and statements into.



As erosion and weathering takes place, eventually the fossils become exposed.

Over a long period of time the sea will recede in certain places.

Over time more layers of rock cover it and by this time the only thing to remain of the animal would be its bones (except in the case of mold fossils where the bones would also be decayed).

An animal or creature dies and ends up in the sea. It gets covered by a layer of rock.

Over thousands of years the mold fossil might become a cast fossil with sediment entering the mold. In the case of replacement fossils, the original bone matter changes to mineral matter but this does not affect the shape of the bones.
