

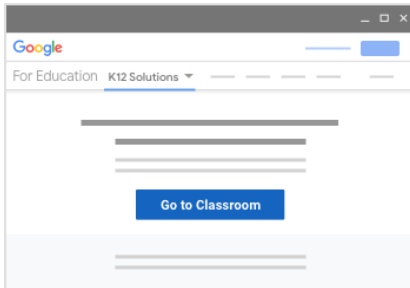
# How to Use Google Classroom for Parents



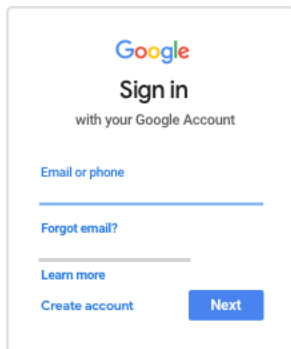
## What is Google Classroom?

**Google Classroom** Think of Google Classroom (GC) as your child's digital link to learning. Teachers use Google Classroom to share assignments, home learning, newsletters, and much more with pupils.

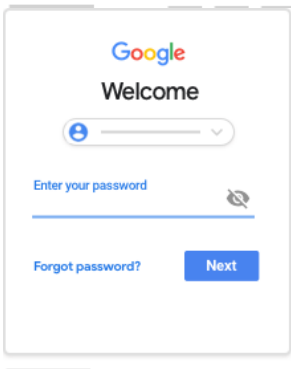
### Signing in for the first time – step by step guide.



1. Go to [classroom.google.com](https://classroom.google.com) and click Go to Classroom.



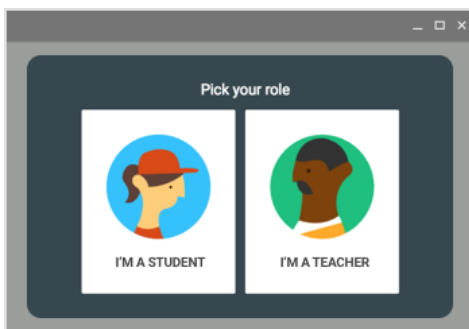
2. Enter the email address for your Classroom account and click Next.  
(example [bjonson@st.josephsrc.co.uk](mailto:bjonson@st.josephsrc.co.uk))



3. Enter your password and click Next.  
(example primeminister10)

*(Your child has this information)*

4. If there is a welcome message, review it and click **Accept**.



5. If you're using a G Suite for Education account, click I'm A Student or I'm A Teacher. Note: Users with personal Google Accounts won't see this option.

6. Click Get Started.

