

Animal Migration




twinkl

What Is Migration?


Migration is when a group of animals leave their home to go to another place for a certain period of time.




Migratory Animals




Turtle




Humpback Whale




Whale Shark




Reindeer



Arctic Tern



Canada Goose




Monarch Butterfly

Can you think of some more
migratory animals from
around the world?

Why Do Animals Migrate?

Animals migrate for the following reasons:

- It becomes too difficult for them to find food during the cold winters.
- It is easier to raise their young in warmer climates.




When Do Animals Migrate?

Animals start migrating in the autumn, to make sure they are not around when it starts to get cold.

Scientists are still unsure how animals know when it is time for migration, but they have some good ideas. For example:

Animals might feel changes in weather.

Animals might notice when days get shorter and there is less sun.




Where Do They Go?

Animals try to find somewhere warm to spend the winter.

Some animals travel very far, and other animals travel short distances.

For example, Canadian geese migrate all the way to Central or even South America!



How Do Animals Prepare?

Animals prepare in the Autumn by eating a lot of food.

Most of them have to take a long journey to get to their new home for the winter.


So, animals have to conserve as much energy as possible for their trip!



Fun Facts!

Some animals migrate back to the exact place they were born to have their babies.

Birds can save energy when they travel long distances by riding the wind.



Canadian geese fly in a V formation because it allows them to save energy, and fly further.

Watch the videos

Watch the video to help you learn about migration and a few animals that migrate. Some of them migrate in North America, the continent you learnt about last week!

<https://www.youtube.com/watch?v=hMAS4SdPj-w>

Another of my favourite migrations is the wildebeest migration in Africa!

Watch the animation of this here:

<https://www.youtube.com/watch?v=EF9YFyTAJiI>

Lesson 1 – To learn about migratory animals

Choose an animal that migrates, draw it and write a few sentences about its migration. Think about where it migrates and why.

Week commencing Monday 1st March 2021
OLI: to learn about migratory animals.

Go through the PowerPoint and watch the videos. Choose an animal that migrates, draw it and write a few sentences about its migration. Think about where it migrates and why.

Lesson 2 – Make a bird feeder or bath

For birds and other animals, finding food and water during a migration can be a real struggle.

Exhaustion from flying or walking such long distances, combined with the unfamiliar territory, makes it more difficult to stop and search for the next meal or drink of water. You can help out birds on the move by providing a simple bird feeder or bird bath outside your home. Follow these easy steps to make your own bird feeder.

Materials: - pine cone - peanut butter - bird seed (any type) - string

- 1) Tie the string to the top of the pine cone with enough left over to hang it from a tree or overhang.
- 2) Coat the pine cone in peanut butter.
- 3) Roll the pine cone in bird seed so that the seeds stick to the peanut butter.
- 4) Hang your feeder on a tree branch or from an overhang. If you hang it near a window, make sure it is less than three feet away from the window glass or more than 30 feet away to avoid collisions.
- 5) Watch the birds stop by for a snack!

