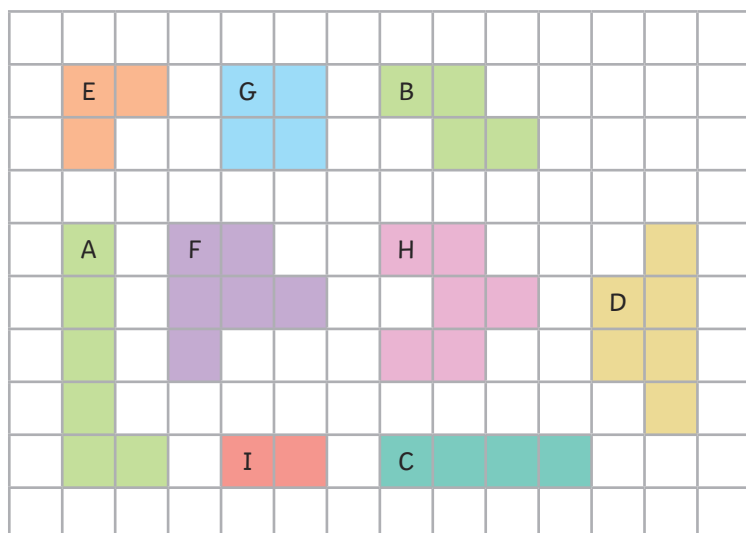




1) Find the area of each rectilinear shape and complete the table.

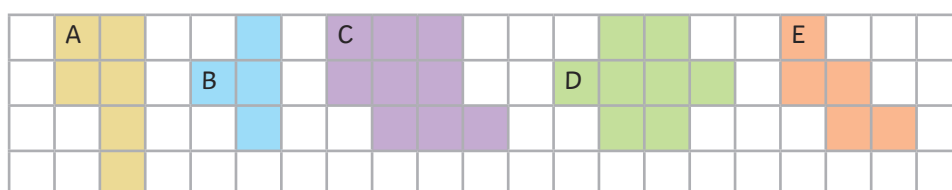


Shapes with an Area Greater Than 5 Squares	Shapes with an Area Less Than 5 Squares

2) Calculate the area of each shape. Complete the table using $>$, $<$ or $=$ to compare the area of each shape.

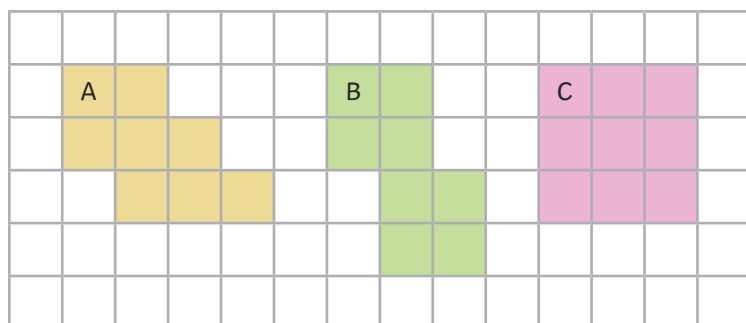
	Shape 1	Compare Area $>$, $<$ or $=$	Shape 2
a)			
b)			
c)			

3) Order these shapes from the shape with the largest area to the shape with the smallest area.


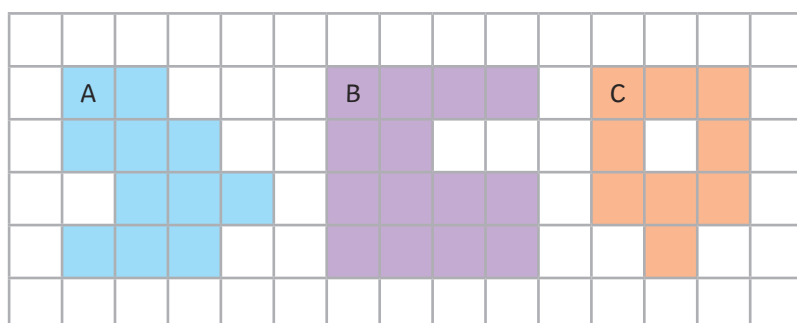




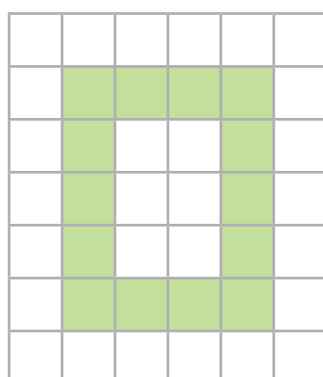
- 1) Which is the odd one out? Explain why.



- 2) Gavin has been asked to order these rectilinear shapes from the one with the greatest area to the one with the smallest area. His teacher has marked his answer as wrong and he is confused. Can you spot and explain the mistake he has made?



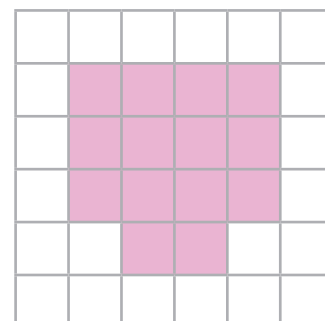
- 3) Kylie and Marcel are having a disagreement over whose shape has the greater area. Who do you think is correct? Explain your reasoning.



My shape has the greater area because it is taller than Marcel's.




My shape has the greater area because it is all filled in and does not have gaps in the middle like Kylie's.






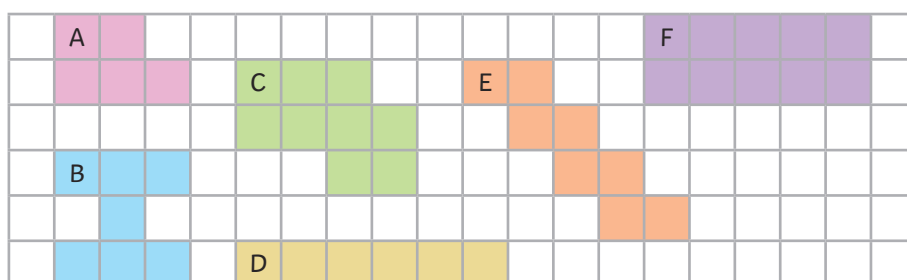
- 1) a) Luca has been comparing the areas of rectilinear shapes but 1 shape is missing. Can you work out what its area could be and draw what the missing shape could look like?



- b) Draw another 6 different possible answers.



- 2) Read these descriptions about the area of each shape. Can you work out which shape belongs to each child?



Child	Area	Shape
Holly		
Silas		
Craig		
Shashank		
Lindsey		
Nuala		

Only 1 other shape has a greater area than my shape. **Craig**

The area of my shape is greater than 8 and it is symmetrical. **Nuala**

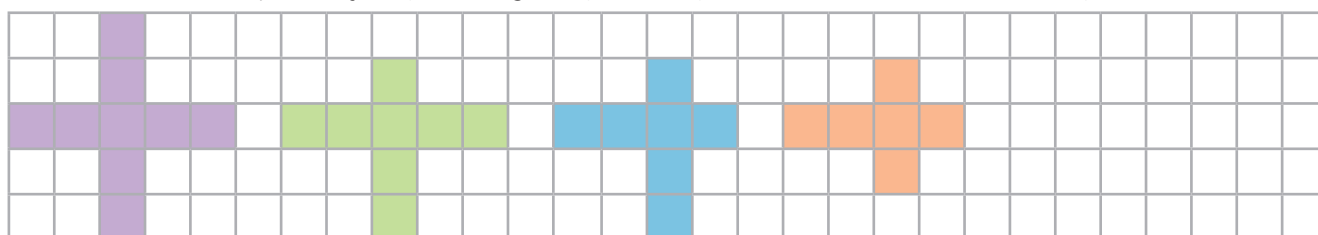
The area of my shape is greater than 1 other shape. **Lindsey**

The area of my shape is greater than 6 squares but it does not have the greatest area. **Silas**

The area of my shape is an odd number. **Holly**

My shape has the smallest area. **Shashank**

- 3) Jo has created this sequence of shapes. Can you explain her pattern and add the next two shapes?



Describe what is happening to the area of each shape.
