








Advantages and Disadvantages of Adaptation

Advantage	Adaptive Trait	Disadvantage
Allows accurate judgement of distances.	 Forward facing eyes	Does not allow a wide view of the environment.
Can eat leaves from tall trees.	 long neck	More vulnerable to attack when drinking water.
Can grow on land that is not always wet.	 Vascular Plants (can transport water and food via root, stems and leaves)	More likely to desiccate (dry out) and lose more water.
Frees up limbs to carry food.	 Bipedalism	Have to rest more often as can't rest one leg at a time.
Gives a spare eye in case one is damaged.	 Binocular Vision	Small differences in position can have a major impact on vision.
Better for surviving famines and enables digestion of a wider selection of food.	 Lactose Persistence	Can lower body's ability to absorb iron.