


English

The Three Little Pigs



Week 7


Week commencing Monday 22nd February 2021


Monday

Lets read the story!


Put your own actions to the story to
help you learn it off by heart!

The Three Little Pigs







Once upon a time, there lived three little pigs.



One day, they decided to leave home and build houses of their own.




The first little pig thought that straw would make a good house.




He built the house very quickly and he was very pleased with it.



The second little pig thought that sticks would make a fine house.




He built the house very quickly and he was very pleased with it.




The third little pig thought that bricks would make a strong house.




It took him a long time to build the house but he was very pleased with it.




One day, a big bad wolf came along.




He saw the first little pig in his house of straw.




“Little pig, little pig, let me come in,” he snarled.
“Not by the hair on my chinny, chin, chin!” cried the first little pig.




“Then I’ll huff and I’ll puff and I’ll blow your house down!” growled the big bad wolf.




So he huffed and he puffed and he blew the house down!




The first little pig escaped and ran to join his brother in the house made of sticks.




The big bad wolf followed the little pig to the house made of sticks.



“Little pig, little pig, let me come in,” he snarled.
“Not by the hair on my chinny, chin, chin!” cried the second little pig.




“Then I’ll huff and I’ll puff and I’ll blow your house down!” growled the big bad wolf.




So he huffed and he puffed and he blew the house down!




The two little pigs escaped and ran to join their brother in the house made of bricks.




The big bad wolf followed the pigs to the house made of bricks.




“Little pig, little pig, let me come in,” he snarled.
“Not by the hair on my chinny, chin, chin!” cried the third little pig.




“Then I’ll huff and I’ll puff and I’ll blow your house down!” growled the big bad wolf.




He huffed and he puffed, but the house was too strong. He could not blow it down!




This made the big bad wolf very angry.
He climbed onto the roof of the house so he could crawl down the chimney.




The big bad wolf was in for a big surprise!



The third little pig had been cooking a big pot of stew and SPLASH! The wolf fell right into the pot!



The wolf was very shocked. He jumped out of the pot and ran straight out of the house. He never came back again.



The little pigs lived happily ever after in the house made of bricks.

The end!



Monday

OLI: To read the story and put actions with it.

OLI: to write a wanted poster.

Have a go at making a wanted poster for the big bad wolf. **Remember to use adjectives to describe the wolf!**

Monday

OLI: to write a wanted poster.

Have a go at making a wanted poster for the big bad wolf. Remember to use **adjectives** to describe the wolf!

OLI: to write a wanted poster.
Remember to use adjectives!

WANTED



Last Seen: _____

Crime: _____

Eye Colour: _____

Hair Colour: _____

Clothes: _____

Name: _____

Tuesday

OLI: to write a letter.

Imagine you are the wolf. Write a sorry letter to the
3 little pigs.

Remember to start your letter with 'To' or 'Dear'
and end your letter with 'from Wolf'.

Because you are pretending to be the wolf you will
use 'I' through the letter when referencing the wolf
(e.g. I am very sorry).

Tuesday

OLI: to write a letter.

Tuesday 23rd February 2021

OLI: to write a letter.

5 Tale Lane

The Village

BU12 7RU

Tuesday 23rd February 2021

Little Pig family

8 Tale Lane

The Village

BU12 7RU



Wednesday

OLI: to sequence the story using a story map template.

To help children get ready to make their own story map tomorrow, today children will sequence the story using the pictures I have provided. This is a basic story map without key words or time words added.


Once children have stuck the pictures in the right order, encourage them to orally retell the story, pointing to each part as they retell it.

Wednesday

OLI: to sequence the story using a story map template.

OLI: to sequence the Three Little Pigs story using a story map template.

To help children get ready to make their own story map tomorrow, today children will sequence the story using the pictures I have provided. Once children have stuck the pictures in the right order, encourage them to orally retell the story, pointing to each part as they retell it.



Thursday

OLI: to make a story map.

Please see the next few slides for example story maps.
Feel free to use big paper.

Steps to Success:

- I can draw simple pictures to represent parts of the story.
 - I can put the pictures in the correct order.
 - I can add key words / sayings.
- I can add time words (first, next, then, after that, finally etc.)


You will use this story map to help you retell the story next week, so keep hold of it!

I have also included puppets pictures you can pop onto lolly sticks and play out the story.

Thursday

I have also included puppets pictures you can pop onto lolly sticks and play out the story. Please find them on Google Classroom and the website.

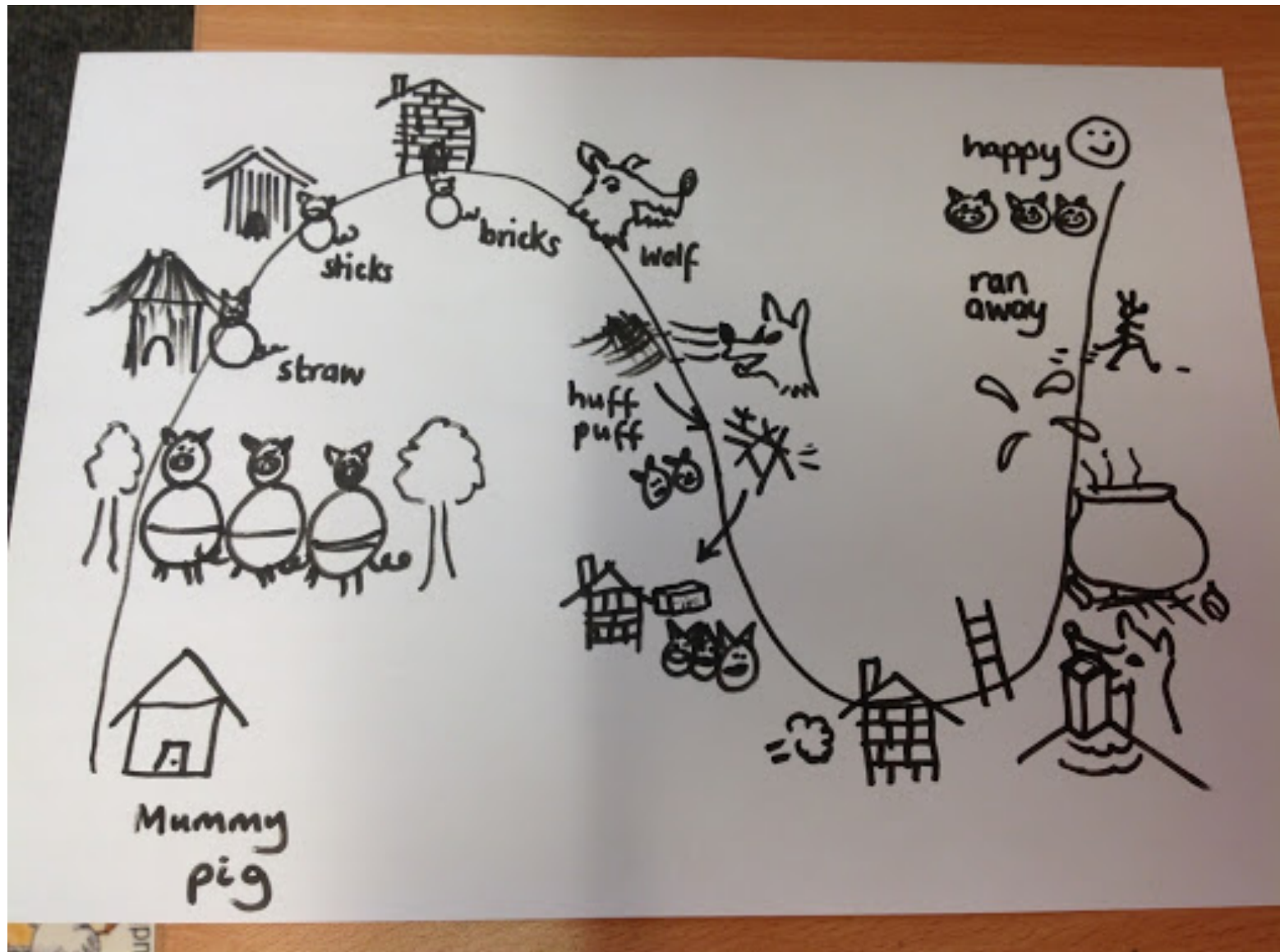
This is just a little extra task should you want it!





Example Story Map


Example Story Map



Example Story Map



Example Story Map



Friday

Spelling test day!

We will carry on with 'The Three Little Pigs' next week.

Well done!