

Week beginning 11th January 2021

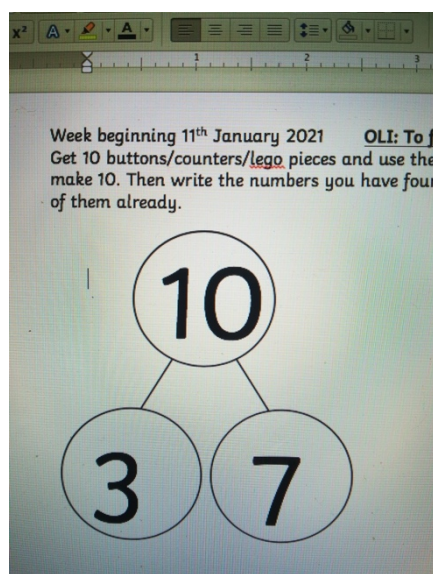

Each day the children will have some activities for Phonics and Maths and then another areas of learning. Remember this is a guidance and there are no expectations for you to complete all the work. You can see a more detailed list of each day's work below. See you at the live meetings 😊

Phonics: This week we will be starting Phase 3 of the Phonics programme (see the document **Phonics – Phase 3 Sound Mat**). This is new to the children. Please watch the two videos first and then complete the worksheet provided for the new sound of the day.

Maths: In school we follow the White Rose scheme. The focus for this week is making numbers to 5. Please watch the video of the day first and then complete the task. You will find all the videos at the link below.

<https://whiterosemaths.com/homelearning/early-years/alive-in-5-week-2/>

Some children might find this easier than others so I have added some more resources, on finding different ways to make 10. Please use the **Maths – Part-part-whole** to work with concrete resources and **Maths – Different ways to make 10** to record the findings. See below two pictures as an example.



Monday 11th January

Phonics:

J sound

Letters and Sounds - Lesson 31 (part 1)

<https://www.youtube.com/watch?v=lqOl4AcilIo&list=PLuGr6z2H2KNGLy2Tckcy8Kk8u10mXgcmi&index=26>

Letters and Sounds - Lesson 31 (part 2)

<https://www.youtube.com/watch?v=YmHtekQ5WA&list=PLuGr6z2H2KNGLy2Tckcy8Kk8u10mXgcmi&index=35>

Then complete **Phonics - J Sound**

Maths:

Session 1 of the White Rose 'Alive in 5 Week 2'. Watch the video first and then complete the task **Maths - Session 1 Task**

RE:

Use the document **RE - Baptism Symbols** to ask your child what happens during the baptism and what these objects are used for. We have learnt this together in class. Then watch the video explaining that this Sunday we celebrated the baptism of Jesus.

https://www.youtube.com/watch?v=MYSHdpJ7loU&feature=emb_title

Afterwards, let your child enjoy colouring the image of Jesus being baptised. **RE - Jesus' Baptism colouring page**

Tuesday 12th January

Phonics:

V sound

Letters and Sounds - Lesson 32 (part 1)

<https://www.youtube.com/watch?v=QCkoHFnQf4c&list=PLuGr6z2H2KNGLy2Tckcy8Kk8u10mXgcmi&index=33>

Letters and Sounds - Lesson 32 (part 2)

<https://www.youtube.com/watch?v=-EzLoCHBC3I&list=PLuGr6z2H2KNGLy2Tckcy8Kk8u10mXgcmi&index=34>

Then complete **Phonics - V Sound**

Maths:

Session 2 of the White Rose 'Alive in 5 Week 2'. Watch the video first and then complete the task **Maths - Session 2 Task**

Literacy: The focus text of the week is 'Ridiculous!' by Michael Coleman. Please watch the video **Literacy - 'Ridiculous' video** and then complete the Literacy task: **Literacy - Sequence the story 4 pictures** or **Literacy - Sequence the story 6 pictures**

Please choose the one that is more suitable for your child.

Wednesday 13th January

Phonics:

W sound

Letters and Sounds - Lesson 33 (part 1)

<https://www.youtube.com/watch?v=yhxnA6ZNjvk&list=PLuGr6z2H2KNGLy2Tckcy8Kk8u10mXgcmi&index=31>

Letters and Sounds - Lesson 33 (part 2)

<https://www.youtube.com/watch?v=7-QzBRC6RbQ&list=PLuGr6z2H2KNGLy2Tckcy8Kk8u10mXgcmi&index=32>

Then complete **Phonics - W sound**

Maths:

Session 3 of the White Rose 'Alive in 5 Week 2'. Watch the video first and then complete the task **Maths - Session 3 Task**

Understanding the World/Science:

This term we will be learning about winter and polar animals. Please go through the powerpoint provided **Science - Winter** and then have fun with an experiment **Science - Ice experiment**

Thursday 14th January

Phonics:

X sound

Letters and Sounds – Lesson 34 (part 1)

<https://www.youtube.com/watch?v=Q0NhvOaLbY4&list=PLuGr6z2H2KNGLy2Tckcy8Kk8u10mXgcmi&index=29>

Letters and Sounds – Lesson 34 (part 2)

<https://www.youtube.com/watch?v=3T6Y5kgSKxY&list=PLuGr6z2H2KNGLy2Tckcy8Kk8u10mXgcmi&index=30>


Then complete **Phonics – X sound**

Maths:

Session 4 of the White Rose 'Alive in 5 Week 2'. Watch the video first and then complete the task **Maths – Session 4 Task**

Expressive Art & Design:

Make a picture of a tree in Winter. You can use the **EA&D – Tree template** that I have uploaded or maybe get inspired by some of the pictures below. Have fun!



Friday 15th January

Phonics:

Revise all sounds learnt this week (j, v, w and x) and introduce the tricky word 'he'. Tricky words are words that cannot be sounded out and we need to be learn them off by heart. **Phonics – Tricky word HE**

Maths:

Session 5 of the White Rose 'Alive in 5 Week 2'. Watch the video first and then complete the task **Maths – Session 5 Task**

Well done for completing everything! On Friday afternoon normally children have '**Golden Time**' and they get to play with their favourite toys.